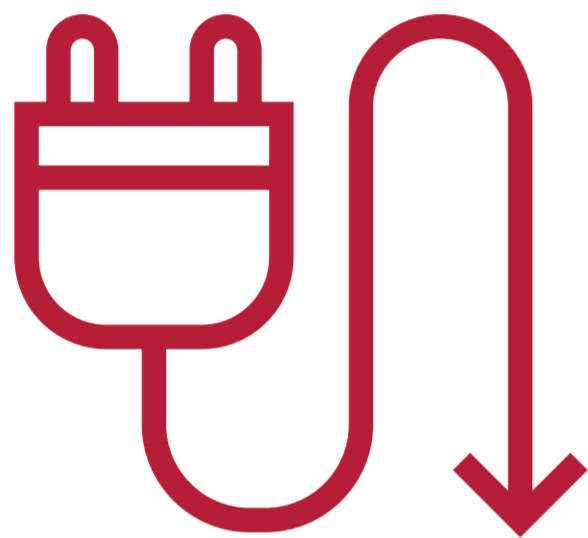


ENVIRONMENTAL PERFORMANCE DATA 2024/25

GREEN FISH RESOURCE CENTRE




ELECTRICITY USAGE (100% RENEWABLE)

Total (kWh)	Intensity (kWh/m ²)
26,726.2	27.8




ELECTRICITY GENERATED ON SITE

Total (kWh)	Intensity (kWh/m ²)
9,410.0	9.8



GAS USAGE (BIOGAS)

Total (kWh)	Intensity (kWh/m ²)
55,082.8	57.4



WATER USAGE

Total (m ³)	Intensity (m ³ /m ²)
26.40	0.03

Treated Floor Area (for calculation) 960m².
These figures are based on the audited data for the whole building for the year shown. A tenant can calculate the potential impact of an office by multiplying these figures by the floor area of the office (m²).