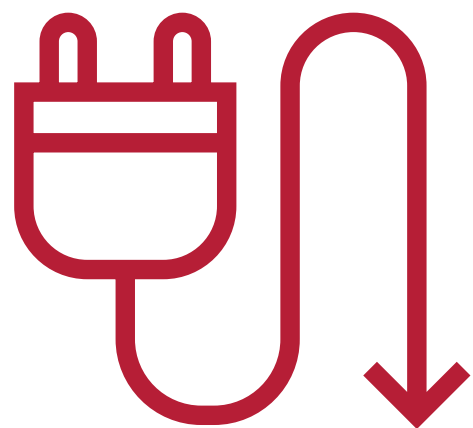


ENVIRONMENTAL PERFORMANCE DATA 2022/23

THE GREEN
HOUSE



ELECTRICITY USAGE (100% RENEWABLE)

Total (kWh)	Intensity (kWh/m ²)
313,770	57.4



2% better
than 21/22




ELECTRICITY GENERATED ON SITE

Total (kWh)	Intensity (kWh/m ²)
13,764	2.5



6.5% better
than 21/22




GAS USAGE (BIOGAS)

Total (kWh)	Intensity (kWh/m ²)
356,033	65.1



2% worse
than 21/22



WATER USAGE

Total (m ³)	Intensity (m ³ /m ²)
2502.43	0.46



272% worse
than 21/22



CARBON EMISSIONS*

Total (kgCO ₂ e)	Intensity (kgCO ₂ e/m ²)
1644.42	0.3008

* Carbon figure doesn't include emissions
from refrigerants.

These figures are based on the audited data for the whole building for the year shown. A tenant can calculate the potential impact of an office by multiplying these figures by the floor area of the office (m²).
Treated Floor Area (for calculation) 5,468m².