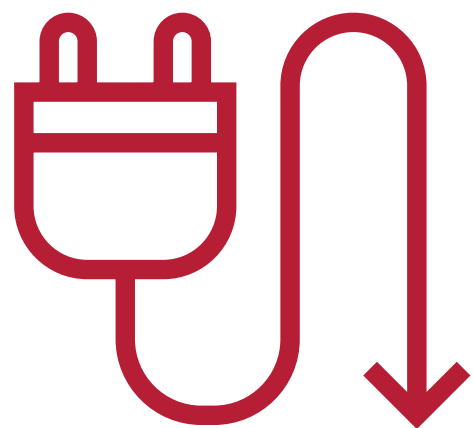


ENVIRONMENTAL PERFORMANCE DATA 2022/23

THE OLD MUSIC HALL



ELECTRICITY USAGE (100% RENEWABLE)

Total (kWh)	Intensity (kWh/m ²)
86,715	39.7



**35% worse
than 21/22**




ELECTRICITY GENERATED ON SITE

Total (kWh)	Intensity (kWh/m ²)
6,598	3



**9.9% worse
than 21/22**




GAS USAGE (BIOGAS)

Total (kWh)	Intensity (kWh/m ²)
116,375	53.3



**19% worse
than 21/22**



WATER USAGE

Total (m ³)	Intensity (m ³ /m ²)
902.92	0.41



**7% better
than 21/22**



CARBON EMISSIONS*

Total (kgCO ₂ e)	Intensity (kgCO ₂ e/m ²)
177.5	0.0812

* Carbon figure doesn't include emissions from refrigerants.

These figures are based on the audited data for the whole building for the year shown. A tenant can calculate the potential impact of an office by multiplying these figures by the floor area of the office (m²).
Treated Floor Area (for calculation) 2,185m².