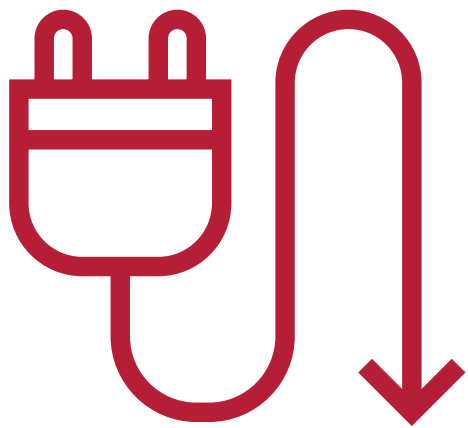


ENVIRONMENTAL PERFORMANCE DATA 2022/23

BRIGHTON
JUNCTION




ELECTRICITY USAGE (100% RENEWABLE)

Total (kWh)	Intensity (kWh/m ²)
52,024	52




24% better
than 21/22



ELECTRICITY GENERATED ON SITE

Total (kWh)	Intensity (kWh/m ²)
N/A	N/A




GAS USAGE (BIOGAS)

Total (kWh)	Intensity (kWh/m ²)
26,342	26.3



144% worse
than 21/22



WATER USAGE

Total (m ³)	Intensity (m ³ /m ²)
210	0.21



95% better
than 21/22



CARBON EMISSIONS*

Total (kgCO ₂ e)	Intensity (kgCO ₂ e/m ²)
5319.14	5.3191

* Carbon figure doesn't include emissions
from refrigerants.

These figures are based on the audited data for the whole building for the year shown. A tenant can calculate the potential impact of an office by multiplying these figures by the floor area of the office (m²).
Treated Floor Area (for calculation) 1,000m².