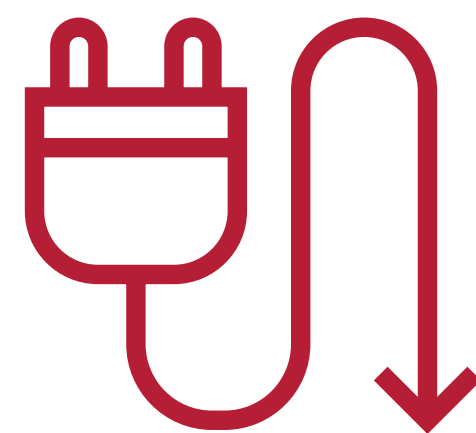


ENVIRONMENTAL PERFORMANCE DATA 2021/2022


THE
FOUNDRY



ELECTRICITY USAGE (100% RENEWABLE)

Total (kWh)	Intensity (kWh/m ²)
280,029	61.6

↓
**10% worse
than 20/21**



ELECTRICITY GENERATED ON SITE


Total (kWh)	Intensity (kWh/m ²)
N/A	N/A



GAS USAGE (BIOGAS)

Total (kWh)	Intensity (kWh/m ²)
320,340	70.5


↑
**33% better
than 20/21**



WATER USAGE

Total (m ³)	Intensity (m ³ /m ²)
982.84	0.22

↓
**97% worse
than 20/21**



CARBON USAGE*

Total (kgCO ₂ e)	Intensity (kgCO ₂ e/m ²)
70.47	0.0155

↑
**32% better
than 20/21**

* Carbon figure also includes emissions from refrigerants.

These figures are based on the audited data for the whole building for the year shown. A tenant can calculate the potential impact of an office by multiplying these figures by the floor area of the office (m²).
Treated Floor Area (for calculation) 4,545m².