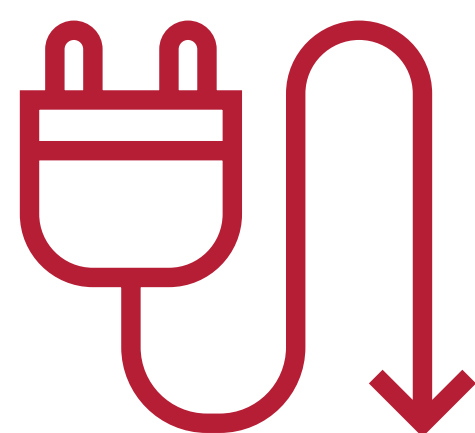


ENVIRONMENTAL PERFORMANCE DATA 2021/2022


BRUNSWICK
COURT



ELECTRICITY USAGE (100% RENEWABLE)

Total (kWh)	Intensity (kWh/m ²)
99,126	47.6

↓
**33% worse
than 20/21**



ELECTRICITY GENERATED ON SITE

Total (kWh)	Intensity (kWh/m ²)
6,894	3.3


↓
**6.5% worse
than 20/21**



GAS USAGE (BIOGAS)

Total (kWh)	Intensity (kWh/m ²)
155,156	74.5

↑
**14% better
than 20/21**



WATER USAGE

Total (m ³)	Intensity (m ³ /m ²)
495.43	0.24

↓
**79% worse
than 20/21**



CARBON USAGE*

Total (kgCO ₂ e)	Intensity (kgCO ₂ e/m ²)
34.13	0.0164

↑
**13% better
than 20/21**

* Carbon figure also includes emissions from refrigerants.

**Electricity generated is
enough to travel from Bristol
to Paris by train, eight times.**



These figures are based on the audited data for the whole building for the year shown. A tenant can calculate the potential impact of an office by multiplying these figures by the floor area of the office (m²).
Treated Floor Area (for calculation) 2,082m².